

Parent's Guide to Using **EDDIE** K-12 AI Tutor



Includes Access to the EDDIE K-12 AI Tutor

🌟 Foreword

By Joe DiDonato, President of ESource AI University and Creator of EDDIE

As a lifelong educator, technologist, and parent, I've spent much of my career focused on one core question: *How can we help every child learn more effectively—regardless of circumstance?* That question led to the development of EDDIE, our K-12 AI tutor designed to make personalized, one-on-one learning accessible to all families, especially those navigating the rewarding and challenging world of homeschooling.

I named this intelligent tutor EDDIE as a tribute to Thomas Edison—not just for his inventions, but for the culture of curiosity and experimentation he fostered. At ESource AI University, we strive to bring that same spirit to the learning experience. We want children to explore, investigate, question, and dream.

This guide, *Teach at Home Without Fear*, was written to help you get the most out of EDDIE, while also improving your own tutoring techniques. Whether you're new to homeschooling or a seasoned educator, this book offers practical tools, research-backed methods, and engaging ways to connect with your child.

You'll discover how personalized learning—guided by a child's own interests—can light a spark that no textbook ever could. You'll also learn how to shift from simply giving answers to cultivating critical thinking skills using proven strategies like scaffolding and adaptive learning.

Thank you for investing in your child's future. I hope this book not only supports your journey but inspires you as much as EDDIE has inspired us.







Warmly,

Joe DiDonato

President, ESource AI University

Creator of EDDIE

Table of Contents

 Introducing EDDIE – Your AI Co-Tutor	Page 4
 The Science Behind EDDIE’s Success	Page 7
 How to Use EDDIE at Home	Page 10
 Prompt Ideas to Get You Started	Page 13
 Safety and Privacy Considerations	Page 16
 Bonus – How to Use Voice and Start Your Risk-Free Subscription	Page 19

Introducing EDDIE – Your AI Co-Tutor

When we first imagined what a truly helpful AI tutor could look like, we didn't start with code—we started with a vision: a tutor that would be *safe, engaging, responsive*, and *available to every child*, no matter their background or learning pace.

That vision became **EDDIE**—named in honor of **Thomas Edison**, the great American inventor who believed in experimentation, perseverance, and lighting the world through curiosity.

But EDDIE isn't just another chatbot or homework helper. It's a complete K–12 tutoring system, built to *partner* with you, the parent, while empowering your child to take ownership of their learning.

What Can EDDIE Teach?

EDDIE covers more than just core academics. Its subject range was carefully designed to support a well-rounded education:

Core School Subjects

- Reading, writing, spelling, grammar, and essay structure
- Math, from simple addition through algebra, geometry, and calculus
- Science: biology, chemistry, physics, space, and health topics
- Social studies, civics, geography, and world history
- Health and nutrition

STEM & STEAM Exploration

- Coding and programming (Scratch, Python, HTML/CSS)
- Robotics and beginner circuit design
- AI literacy, prompt engineering, and real-world tech applications
- Science fair and engineering project ideas
- Safe, curated links to videos and image journeys

Creative Development

- Drawing, painting, and artistic techniques

- Music theory and instrument basics
- Poetry and storytelling prompts
- Art history and famous artists

Life Skills & Study Help

- Study habits, focus tips, and test prep
 - Public speaking and presentations
 - How to make slide decks and outlines
 - Help with personal creative projects
-

What Makes EDDIE Different?

EDDIE isn't just built to answer questions—it's built to *teach* in a deeply human way. Here's how:

Personalization Through Play

At the beginning of each session, EDDIE invites your child to share:

1. Their name or nickname
2. Their grade level
3. What subject they want help with
4. What they enjoy doing for fun

That last piece—*their interests*—is the secret sauce. Whether it's dinosaurs, outer space, baking, or baseball, EDDIE weaves that interest directly into the lesson. This creates a burst of engagement that makes even tough subjects more exciting and memorable.

Example:

“Hi Joey! Since you love dinosaurs and you're in 1st grade, let's do some counting with T-Rexes and Triceratops!”




Adaptive and Age-Appropriate Language

EDDIE automatically adjusts its tone, vocabulary, and depth based on the student's grade level. For K–5 learners, it uses emojis and playful examples. For middle schoolers, it adopts

a more academic tone. And for high school students, it leans into more advanced language, challenging them to think critically.

Motivation Through Recognition

At the end of each session, EDDIE offers positive reinforcement in the form of:

-  Gold Stars (Grades K–5)
-  Skill Badges (Grades 6–8)
-  Certificates of Mastery (Grades 9–12)

These aren't just stickers—they're *records of progress*. Students can upload these reports at the start of their next session, and EDDIE will continue from where they left off.

Safety by Design

In an age of data breaches and AI overreach, we wanted EDDIE to be a *safe* space for kids. That's why:

- EDDIE requires no child accounts
- All data is stored *locally* on the user's device
- There is no central database or tracking
- EDDIE is compliant with COPPA, FERPA, and GDPR standards

This means parents maintain *100% control*, and children can explore freely without risk.

A True Learning Partner

EDDIE is not meant to replace you—it's designed to *work with you*. It helps you bring your child's questions to life through engaging explanations, scaffolded guidance, and personalized pathways. Whether you're teaching long division, building a volcano, or writing a short story about time travel, EDDIE is there—encouraging your child every step of the way.

In the next chapter, we'll explore the **science behind why EDDIE works so well**, including the research on one-on-one tutoring, scaffolding, adaptive learning, and interest-based instruction.

The Science Behind EDDIE's Success

EDDIE wasn't built on trends or guesswork. It was built on decades of solid educational research—studies that have consistently shown what works best in helping children learn. In this chapter, we'll explore the core principles behind EDDIE's design: **scaffolding**, **adaptive learning**, **one-on-one tutoring**, and **interest-based personalization**.

The Power of One-on-One Tutoring: Bloom's 2-Sigma Problem

In the 1980s, renowned educational psychologist **Dr. Benjamin Bloom** conducted a groundbreaking study. He found that students who received **one-on-one tutoring** performed **two standard deviations better**—that's two grade levels—than those learning in traditional classrooms. This became known as the **2-Sigma Problem**.

The results were staggering: with proper tutoring, the average student could outperform **98%** of their peers. The challenge? Scaling that kind of individualized attention.

EDDIE was created to solve that exact challenge. Using artificial intelligence, EDDIE replicates the experience of a skilled, personal tutor—giving your child the individualized attention they need, without the cost or scheduling stress of private sessions.

Scaffolding: Helping Without Hovering

The concept of **scaffolding** comes from the work of **Lev Vygotsky**, who described the “Zone of Proximal Development” (ZPD)—the space between what a learner can do independently and what they can achieve with guided help.

In 1976, **David Wood, Jerome Bruner, and Gail Ross** formalized the idea of scaffolding in tutoring. Their work showed that the most effective tutors don't give answers—they give *just enough* help to move the learner forward.

EDDIE follows this approach:

- If a child struggles with a math concept, EDDIE doesn't jump to the answer.
- Instead, it might reframe the problem, use a story or image, or offer a hint.
- As the child shows understanding, the support gradually fades.

This mirrors how excellent human tutors operate—and it helps build **confidence**, not just competence.

Adaptive Learning: Personalizing in Real Time

No two learners are the same. Some need more time. Others need more challenge. Some prefer visuals, while others respond to stories. That's where **adaptive learning** comes in.

EDDIE's design includes real-time feedback loops that detect how a student is progressing and adjust accordingly:

- Struggling with a concept? EDDIE breaks it down further.
- Mastered something quickly? EDDIE increases the complexity.
- Disengaged or bored? EDDIE pivots to something more aligned with the student's interests.

This model draws on the work of **Carol Ann Tomlinson**, a pioneer in **differentiated instruction**, and innovations from adaptive learning platforms like **DreamBox**, **Knewton**, and **Carnegie Learning**.

Adaptive learning doesn't just improve test scores—it helps students stay engaged, reduces frustration, and promotes a growth mindset.

The Power of Personal Interests

Children don't learn in a vacuum—they learn best when the material *connects* to what they already love.

A child who is fascinated by space will engage more deeply with physics. A budding artist may understand geometry better through the lens of symmetry and design. Even a child who resists math might enjoy it when it's applied to their favorite sport, game, or animal.

EDDIE personalizes learning using a child's declared interests:

- A 2nd grader who loves dinosaurs might learn subtraction by “feeding” a group of raptors.
- A 5th grader who loves soccer might write a persuasive essay about why their team should make the playoffs.
- A 9th grader interested in photography might explore light waves through camera lenses.

This strategy isn't just fun—it's effective. Studies in **interest-based learning** have shown that personal relevance dramatically increases focus, comprehension, and memory.

Why It Works

EDDIE isn't just a chatbot—it's a **learning ecosystem** grounded in:

- Bloom's research on tutoring effectiveness
- Bruner and Vygotsky's theories of guided learning
- Tomlinson's model for adapting to diverse learning needs
- Neuroscience around interest-driven engagement

It brings all of this into a safe, intuitive environment that meets children where they are—and helps them rise.

In the next chapter, we'll show you exactly how to use EDDIE at home and get the most out of each session with your child.

How to Use EDDIE at Home

EDDIE was designed to make tutoring not just effective—but simple. You don’t need to be a tech expert, and your child doesn’t need an account, password, or login. In fact, all EDDIE needs to begin is a conversation. This chapter will walk you through how to get started and how to make each session count.

Step 1: Launch the Tutor

When your child opens EDDIE on their device, they’ll be greeted by a friendly message inviting them to begin their learning journey. There’s no setup or registration required. Everything is stored locally, ensuring both privacy and ease of use.

EDDIE starts by asking four simple questions to personalize the experience:

1. **What’s your name or nickname?**
2. **What grade are you in?**
3. **What subject do you want help with?**
4. **What do you enjoy doing for fun?**

Example:

“Hi! My name is Olivia. I’m in 2nd grade. I need help with math. I love cats and drawing.”

Based on these inputs, EDDIE immediately customizes the language, content, tone, and examples to suit Olivia’s level—and leverages her interests (cats and drawing) to spark engagement.

Step 2: Let Curiosity Lead

EDDIE is a tutor built on *inquiry-based learning*, meaning the best sessions begin with a question. If your child isn’t sure what to ask, you can help them with ideas like:

- “Can you show me a fun science project?”
- “How do I write a story about baseball?”
- “What’s a volcano, and how do I build one?”
- “Can you explain how decimals work with pizza?”
- “Show me pictures of planets!”

Because EDDIE scaffolds rather than answers directly, it will walk your child through the thinking process using hints, encouragement, and clues. This not only builds skills—it builds *confidence*.




Step 3: Encourage Independence (But Be Nearby)

While EDDIE is designed for solo student use, younger children often benefit from having a parent nearby during the first few sessions. You can model how to ask clear questions, how to try again if they don't understand something, and how to stay focused.

Soon, you'll find that your child begins to ask better questions, stay more engaged, and even *teach you* what they've learned!

Step 4: Use the Motivation Tools

At the end of each session, EDDIE automatically summarizes what the student learned and awards an age-appropriate reward:


-  **Gold Stars** (Grades K–5)
-  **Skill Badges** (Grades 6–8)
-  **Certificates of Mastery** (Grades 9–12)

These rewards can be saved and uploaded at the beginning of the next session, allowing EDDIE to resume exactly where the student left off.

Example Recap from EDDIE:

“Today you learned how to add fractions with different denominators.

You practiced using common denominators to solve $\frac{1}{4} + \frac{2}{3}$.

 Great work! You've earned a Skill Badge in Fraction Mastery!”

Step 5: Save the Learning Report

You can press the “ **Show what I've learned**” button to generate a session report. This includes:

- The subject covered
- The skills practiced

- The reward earned
- A short motivational message

These reports are perfect for tracking progress and can be printed, saved, or uploaded into your homeschool portfolio.

Tips to Maximize EDDIE's Impact

- **Schedule regular time:** Even 15–30 minutes a day can yield remarkable growth.
 - **Use it for enrichment:** EDDIE works beautifully for personal projects or learning beyond the curriculum.
 - **Stay involved:** Ask your child what they learned or read the summary together.
 - **Pair it with hands-on activities:** EDDIE can provide the *why* and *how*, but you can help bring it to life with baking, building, crafting, and experimenting.
 - **Let them lead:** Children are more invested when they feel ownership of their learning path.
-

EDDIE is not a babysitter or a homework app. It's a tutor with heart—ready to meet your child where they are, and guide them where they want to go. In the next chapter, we'll explore practical strategies and mindset shifts to help you become an even more confident homeschool tutor.

Prompt Ideas to Get You Started

One of EDDIE's most powerful features is its ability to turn a simple question into a personalized learning journey. But sometimes, kids (and even parents!) need help figuring out how to start.

In this chapter, you'll find creative, age-appropriate prompts organized by subject and purpose. These prompts are designed to:

- Spark curiosity
- Encourage deeper thinking
- Make learning more fun and engaging
- Help students build their questioning muscles

Remember: Every great learning session starts with a great question.

Math Prompts

- “Can you help me understand fractions using pizza?”
 - “What’s a fun way to learn multiplication tables?”
 - “Can you teach me decimals using money and snacks?”
 - “I love baseball—can we do math using stats and scores?”
 - “Show me how geometry works with building shapes.”
-

Science Prompts

- “What’s a fun science project I can try at home?”
 - “Why do volcanoes erupt? Can we build one together?”
 - “Can you explain the water cycle with pictures?”
 - “How do circuits work? Can we make one safely?”
 - “Show me a video of the solar system.”
-

Social Studies & History Prompts

- “Tell me a story about a famous explorer.”
 - “What were schools like in ancient Egypt?”
 - “Who were the Founding Fathers, and what did they do?”
 - “Can you show me maps of U.S. states and capitals?”
 - “Help me write a report about women in history.”
-

Life Skills & Study Help Prompts

- “What are some tips to stay focused while studying?”
 - “How do I give a good speech in front of people?”
 - “Teach me how to make a slide deck for my presentation.”
 - “What’s a good way to organize my homework?”
 - “How can I get better at taking notes?”
-

Creative Arts Prompts

- “Teach me how to draw a dragon.”
 - “Can we write a poem together about the ocean?”
 - “What colors do I mix to make purple?”
 - “Can you show me famous paintings and what they mean?”
 - “Let’s make a short story about a superhero who can fly.”
-

Technology & STEM Prompts

- “Show me how to write code using Scratch.”
- “Teach me how robots work.”
- “How does AI like EDDIE know what to say?”
- “What’s the difference between hardware and software?”

- “Give me a beginner project using circuits and lights.”
-

Cross-Disciplinary and Fun Prompts

- “How can I turn my love of Minecraft into a project?”
 - “What do animals in space have to do with science and history?”
 - “Can I build a game using math and art together?”
 - “Let’s write a funny story that includes science facts.”
 - “Can you quiz me on everything I learned this week?”
-

How to Help Your Child Build Prompts

If your child has trouble coming up with a question, teach them to use this simple format:

“Can you help me learn [topic] using [interest]?”

Examples:

- “Can you help me learn multiplication using dinosaurs?”
- “Can you help me write a story using my dog as the hero?”

You can also ask:

- “What’s something you’ve always wondered about?”
- “What would you do if you were a scientist or explorer?”
- “If you could invent something, what would it be?”

Prompting is a skill that improves over time. As children use EDDIE more often, they’ll begin forming their own powerful learning questions—and that’s where the real magic begins.

In the next chapter, we’ll explore how EDDIE protects your child’s privacy, supports safe use, and follows the highest safety standards for educational tools.

Safety and Privacy Considerations

In today's digital age, parents are rightly cautious about exposing their children to online tools—especially those powered by artificial intelligence. With headlines filled with concerns about data leaks, screen addiction, and inappropriate content, your vigilance is not only justified—it's essential.

That's why EDDIE was designed from the ground up with **child safety and data privacy as core principles**, not afterthoughts.

No Accounts. No Logins. No Tracking.

Unlike many online platforms that require personal accounts, email addresses, or logins, EDDIE works **without collecting any personal data** from your child.

- **No usernames or passwords**
- **No email addresses**
- **No central databases**
- **No behavioral tracking or profiling**

Your child can simply open EDDIE and start learning—immediately and anonymously. All their progress and session history stays right where it belongs: **on your own device**, under your control.

Designed for Local Use

EDDIE stores everything locally. That means:

- No cloud-based syncing of your child's work
- No data sent to third parties or advertisers
- No exposure to unwanted online content

This “device-side” model makes EDDIE an ideal fit for privacy-conscious homeschoolers, schools, and parents who want learning without the risks of surveillance or data mining.

Compliant with COPPA, FERPA, and GDPR

EDDIE was built to exceed the standards set by the most stringent child-protection laws, including:

- **COPPA** (Children’s Online Privacy Protection Act): U.S. federal law regulating online data collection from children under 13
- **FERPA** (Family Educational Rights and Privacy Act): U.S. law protecting student education records
- **GDPR** (General Data Protection Regulation): European Union standard for data privacy and security

Even though these regulations vary by region, EDDIE meets or exceeds them all—by taking the most direct route: **not collecting data in the first place.**

Safe by Design, Not Just by Policy

EDDIE is not connected to the open web. It will not:

- Provide links to unfiltered websites
- Show ads or pop-ups
- Connect your child to strangers or online communities
- Recommend content from unknown sources

Instead, when EDDIE does suggest an image or video (such as for a science project or art example), it pulls from a **pre-screened, educator-approved library** of safe content.

Each suggestion includes a gentle reminder like:

“This video is safe to watch, but always ask an adult to help when doing hands-on projects!”

A Calm and Focused Learning Environment

EDDIE is free of distractions:

- No flashy animations
- No in-app purchases or upgrade prompts

- No time-wasting games or gimmicks
Just focused, engaging learning—on your terms.

You remain in full control of how long your child uses EDDIE, what subjects they explore, and whether their sessions are supervised or independent.

Designed to Support the Parent-Child Bond

EDDIE isn't meant to “babysit” your child. Instead, it acts as a partner—empowering you to be an even better guide, mentor, and supporter in their educational journey. With tools like end-of-session reports and motivational badges, you can stay involved, celebrate progress, and direct your child's next steps with confidence.

Bonus – How to Use Voice and Start Your Risk-Free Subscription

While typing is a valuable skill, not every child is comfortable with it—especially younger learners. That’s why EDDIE is built to support **voice-based interaction** on most modern devices, making it even easier and more natural for your child to learn.

Using their voice, students can speak their questions aloud—just like they would to a real-life tutor.

How to Use Voice with EDDIE

Most tablets, smartphones, and computers already have built-in speech-to-text features that work seamlessly with EDDIE. Here's how to activate them on common devices:

On iPads & iPhones:


1. Open the EDDIE tutor on your browser or app.
2. Tap the microphone icon on the keyboard.
3. Speak clearly into the device.
4. The spoken words will automatically convert to text in the chat.

On Android Phones & Tablets:

1. Launch EDDIE on your device.
2. Tap into the input field where your child types.
3. Tap the microphone icon on the on-screen keyboard.
4. Begin speaking clearly to have the words transcribed.

On Laptops (Mac or PC):

1. Make sure your computer has a microphone enabled.
2. Use a browser like Chrome, Edge, or Safari.
3. Enable voice dictation in your system settings.
4. When the text input field is selected, activate dictation and speak your message.

 **Parent Tip:** For children who struggle with typing or reading, voice input not only speeds things up—it also helps them stay focused and engaged longer.

Why Voice Interaction Matters

- **It feels natural** – speaking is how children first learn to communicate.
- **It reduces frustration** – no more struggling to spell long words or type fast.
- **It boosts accessibility** – children with dyslexia or other learning differences benefit from the extra support.
- **It builds confidence** – EDDIE becomes even more approachable and responsive.

Pairing EDDIE’s voice-friendly design with its safe, private environment means that your child can learn in the way that suits them best—without distractions, judgment, or complicated setup.

Ready to Start Your 30-Day Risk-Free Subscription to EDDIE?

At ESource AI University, we believe every family should feel confident in their decision to invest in their child’s education. That’s why we offer a **100% no-questions-asked refund** within the first 30 days if you’re not completely satisfied with EDDIE.

You’ll get:

- Unlimited access to EDDIE’s personalized tutoring sessions
- Tools to track your child’s progress with badges and learning reports
- Coverage across subjects from math and reading to coding, science, art, and more
- Full support for voice input, adaptive learning, and safe browsing of curated images and videos
- Privacy-first technology with no logins or accounts required

Start your subscription today:

Visit <https://esourceu.com/k12-tutor-homeschoolers/>

Whether you choose the affordable **monthly** option or the **yearly** plan for even more savings, you’ll gain immediate access to a smart, engaging, and completely private AI tutor your child can rely on.

We’re excited to welcome you to the future of personalized learning.